

ECWC English Western Show

Heather Farm Park

Show Date: 05-26-2024



SHOW PATTERN BOOKLET

The Show Patterns are available for
download on the Equestrian Center of
Walnut Creek website at
www.ecwc.org

Pattern Provided by:

Equestrian Center of Walnut Creek

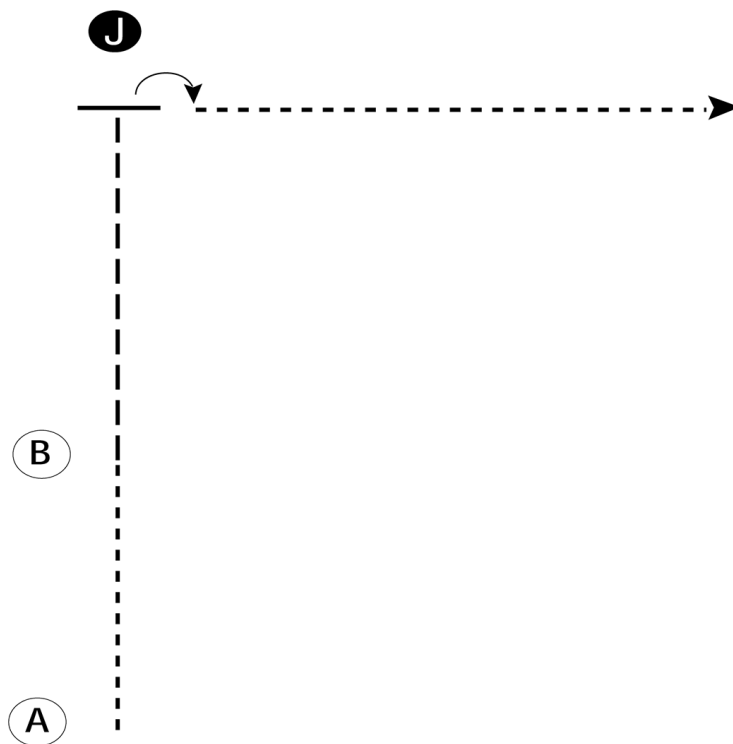
ECWC English Western Show

Showmanship Class 5 (10 and Under)

Show Date: 05-26-2024

w w w . H o r s e S h o w P a t t e r n s . c o m

w w w . H o r s e S h o w P a t t e r n s . c o m



Be ready at A.

1. Walk from A to B.
2. Trot from B to the judge.
3. Stop and set up for inspection.
4. When dismissed, turn 90 degrees.
5. Walk away from judge and follow the instructions of your ring steward.

Walk	-----
Trot	- - - - -
Back	← ← ← ← ←
Marker	ⓑ
Judge	ⓙ

[S/WT-9]

Pattern Provided by:

Equestrian Center of Walnut Creek

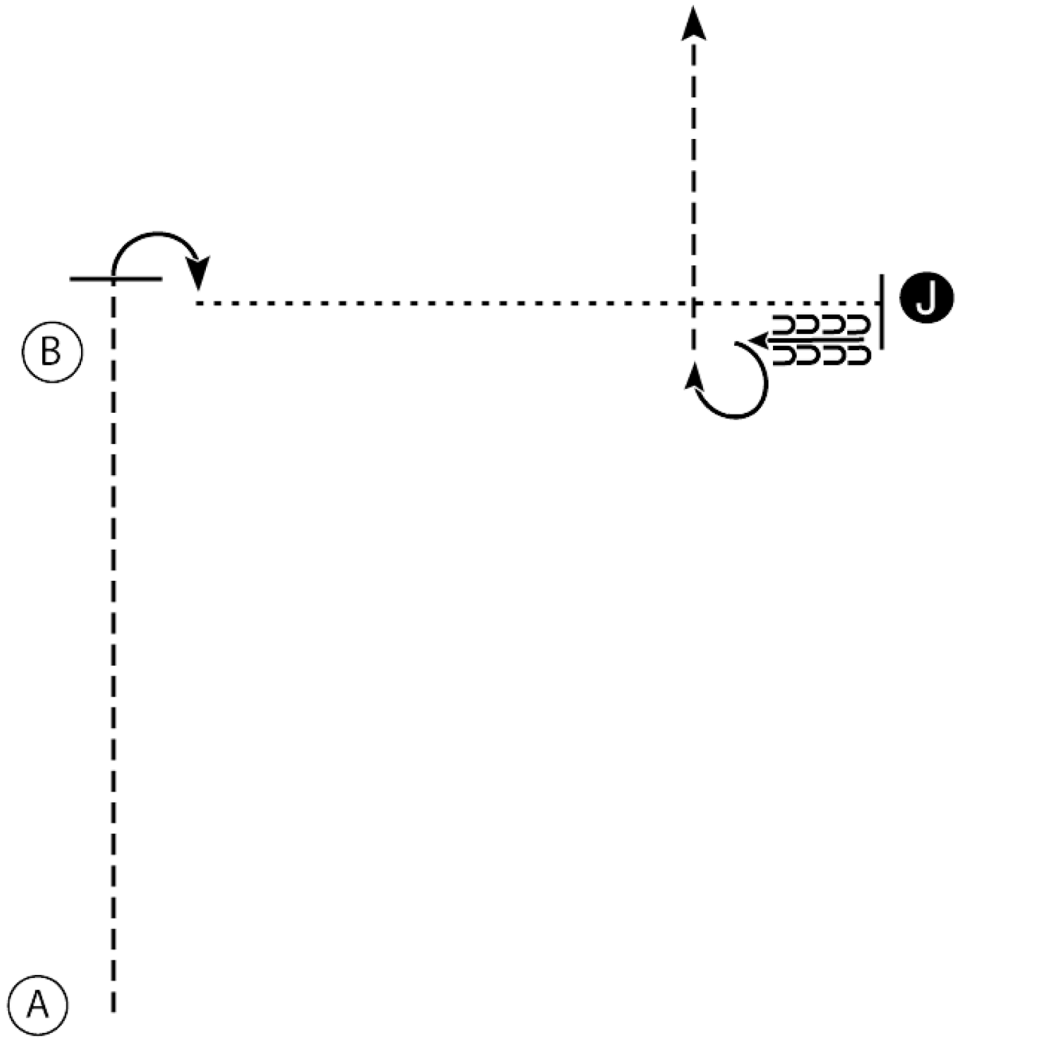
ECWC English Western Show

Showmanship Class 6, 7, 8 (Junior/Senior/Open)

Show Date: 05-26-2024

w w w . H o r s e S h o w P a t t e r n s . c o m

w w w . H o r s e S h o w P a t t e r n s . c o m



1. Begin at A. Trot from A past B
2. Stop and perform a 90 degree turn
3. Walk to the Judge, stop and set up for inspection
4. When dismissed back one horse length and perform a 270 degree turn
5. Trot to the line-up

Walk
Trot - - - - -
Back ← [Backward Trot Symbol]
Marker (B)
Judge (J)

[S/WT-3]

Pattern Provided by:
Equestrian Center of Walnut Creek

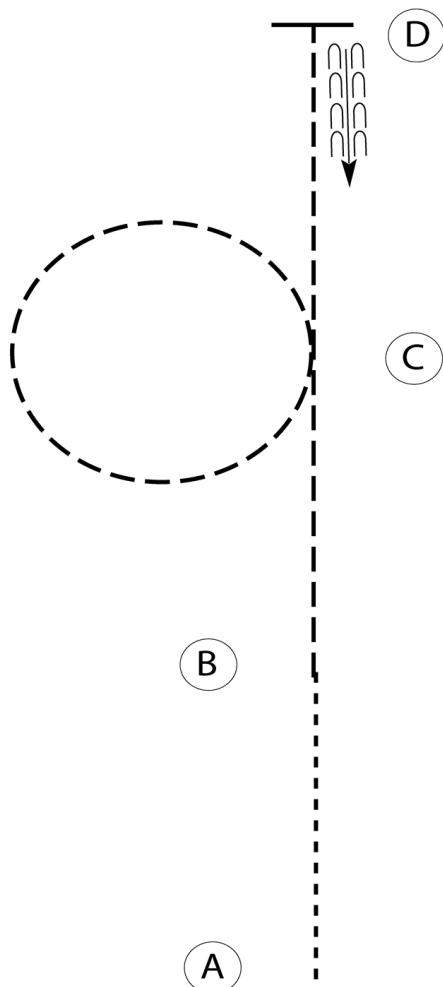
ECWC English Western Show

English Horsemanship Class 23 (Junior)

Show Date: 05-26-2024

w w w . H o r s e S h o w P a t t e r n s . c o m

w w w . H o r s e S h o w P a t t e r n s . c o m



Be ready at A.

1. Walk from A to B.
2. At B, posting trot to C on the left diagonal.
3. Change diagonals at C and perform a posting trot circle to the left on the right diagonal.
4. After returning to C, sitting trot from C to D.
5. At D, stop and back approximately one horse length.

Follow the instructions of your ring steward.

Walk	-----
Trot	- - - - -
Extended Trot	-----
Canter	—————
Leg Yield	
Lead Change	↙ ↘
Back	← ← ← ← ←
Marker	(B)
Sidepass	← — — — — →
Hand Gallop	—————

[HSE/WT-28]

Pattern Provided by:

Equestrian Center of Walnut Creek

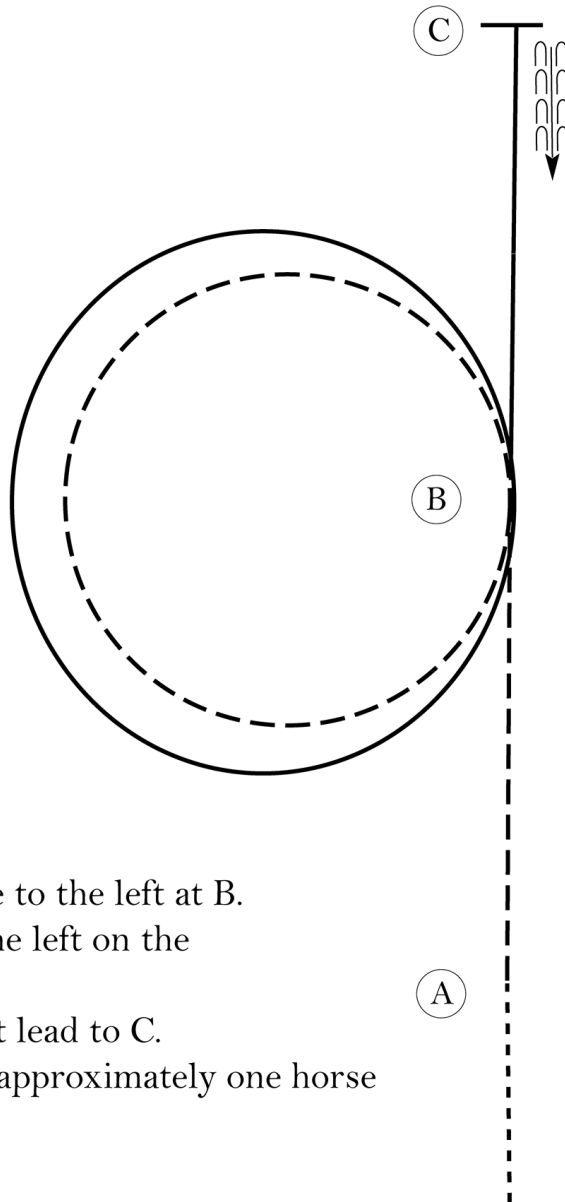
ECWC English Western Show

English Horsemanship Class 24, 25 (Senior/Open)

Show Date: 05-26-2024

w w w . H o r s e S h o w P a t t e r n s . c o m

w w w . H o r s e S h o w P a t t e r n s . c o m



Be ready before A.

1. Walk to A.
2. Sitting trot to B.
3. Posting trot a circle to the left at B.
4. Canter a circle to the left on the left lead.
5. Continue on the left lead to C.
6. Stop at C and back approximately one horse length.

Exit at a walk.

Walk	-----
Trot	- - - - -
Extended Trot	-----
Canter	—————
Leg Yield	
Lead Change	—/—
Back	←←←←←
Marker	(B)
Sidepass	←---→
Hand Gallop	—————

[HSE/1-38]

Pattern Provided by:

Equestrian Center of Walnut Creek

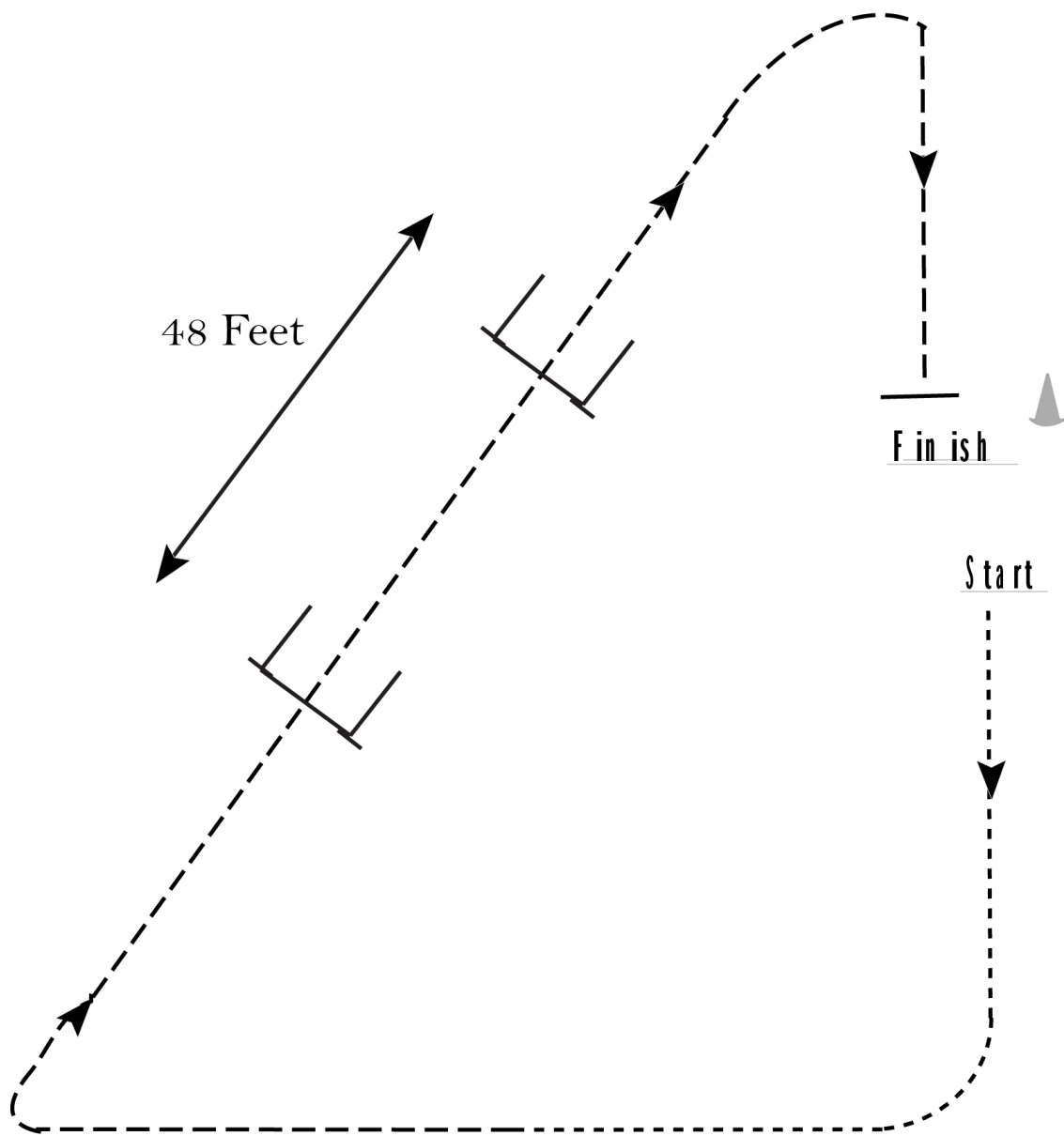
ECWC English Western Show

Hunter Hack Class 26 W/J Only (10 and Under)


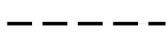


Show Date: 05-26-2024

www.HorseShowPatterns.com

www.HorseShowPatterns.com



1. Fences are set approximately 48 feet apart.
2. After 2nd, fence, trot to marker and stop.
3. Drop your reins to signify completion.

- Walk 
Trot 
Canter 
Back 

[HH/2]

Pattern Provided by:

Equestrian Center of Walnut Creek

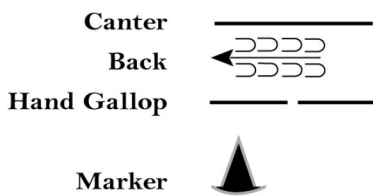
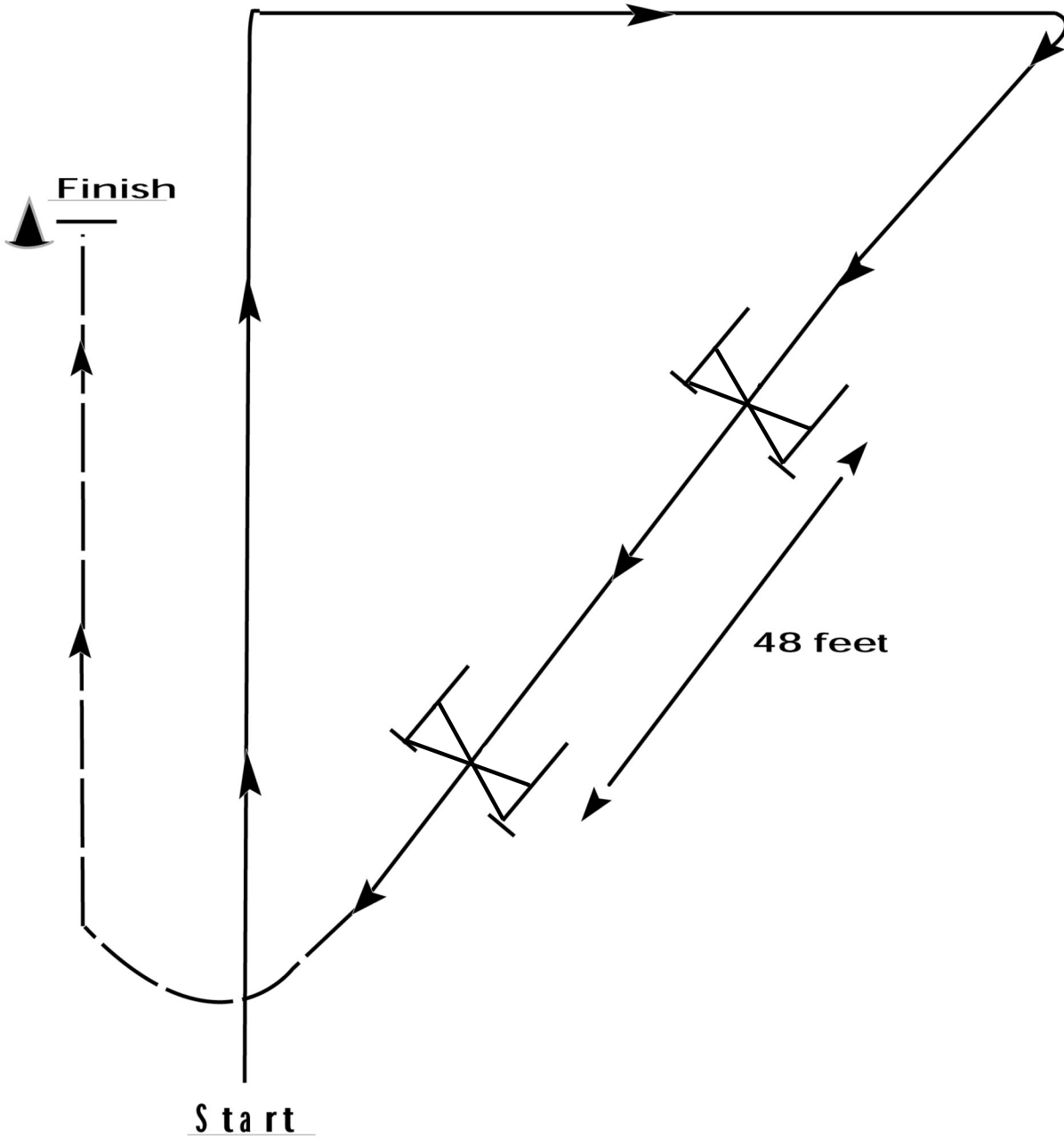
ECWC English Western Show

Hunter Hack Class 27 (Junior)

Show Date: 05-26-2024

W W W . H O R S E S H O W P A T T E R N S . C O M

W W W . H O R S E S H O W P A T T E R N S . C O M



1. Fences are set approximately 48 feet apart.
2. After 2nd fence, hand gallop to marker and stop.
3. Drop your reins to signify completion.

[HH/48-15]

Pattern Provided by:

Equestrian Center of Walnut Creek

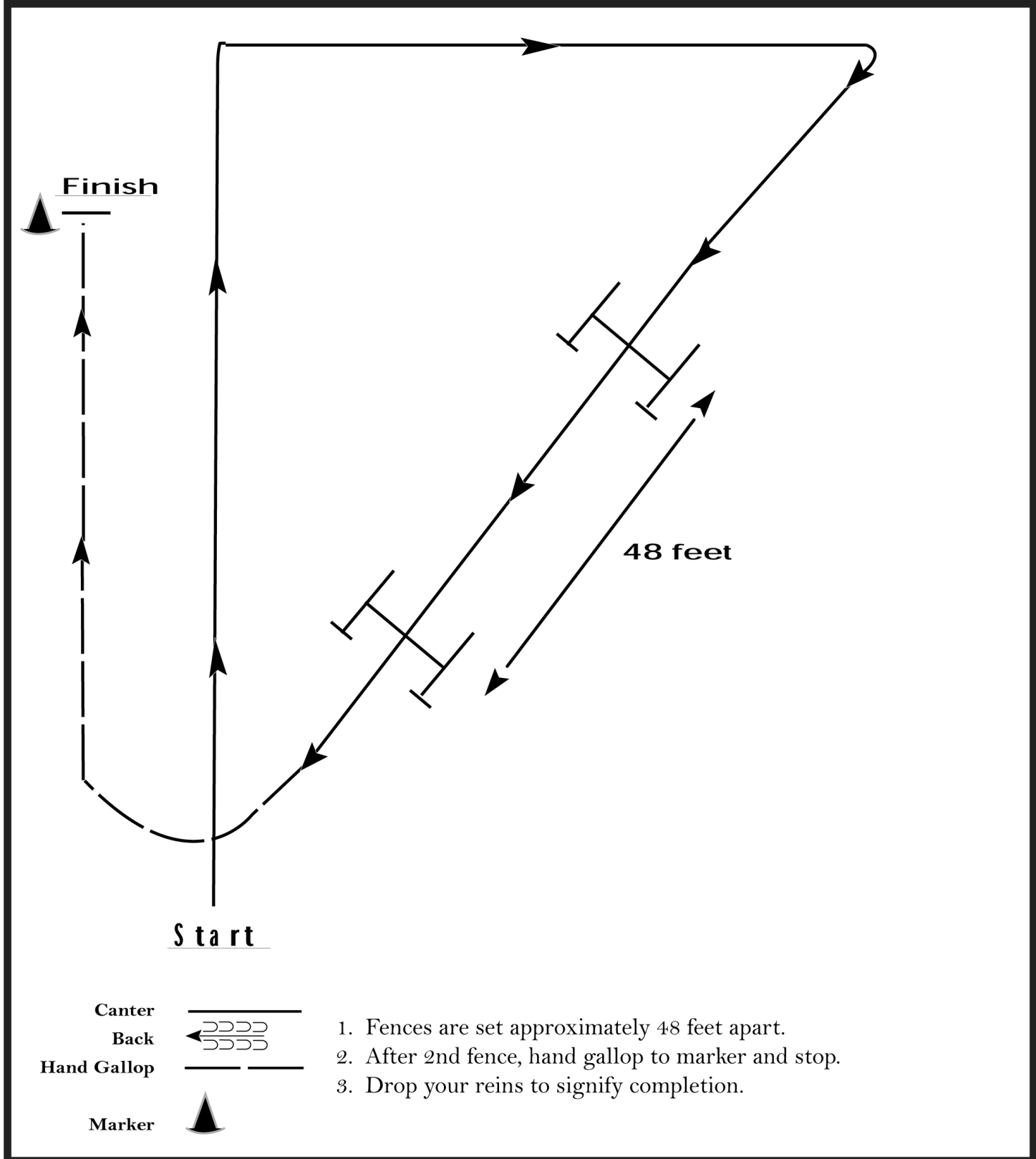
ECWC English Western Show

Hunter Hack Class 28, 29 (Senior/Open)

Show Date: 05-26-2024

w w w . H o r s e S h o w P a t t e r n s . c o m

w w w . H o r s e S h o w P a t t e r n s . c o m



[HH/48-15]

Pattern Provided by:

Equestrian Center of Walnut Creek

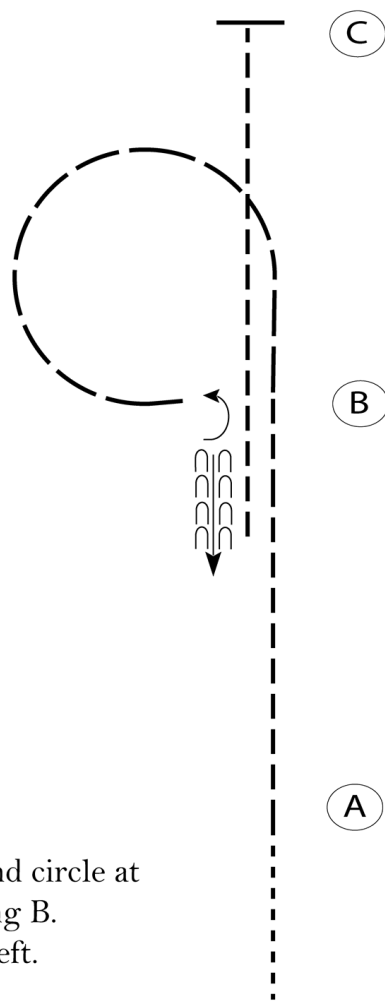
ECWC English Western Show

Western Horsemanship Class 46 (Junior)

Show Date: 05-26-2024

w w w . H o r s e S h o w P a t t e r n s . c o m

w w w . H o r s e S h o w P a t t e r n s . c o m



Begin before A at a walk.

1. Jog from A to B.
2. At B, extend the jog and circle at B as shown. Stop facing B.
3. Turn 1/4 turn to the left.
4. Back one horse length.
5. Jog to C. Stop at C.

Follow the instructions of your ring steward.

Walk	-----
Jog	- - - - -
Extended Jog	- - - - -
Lope	—————
Leg Yield	
Lead Change	—/—
Back	←←←←← →→→→→
Marker	Ⓚ
Sidepass	←-----→

[WH/WT-17]

Pattern Provided by:

Equestrian Center of Walnut Creek

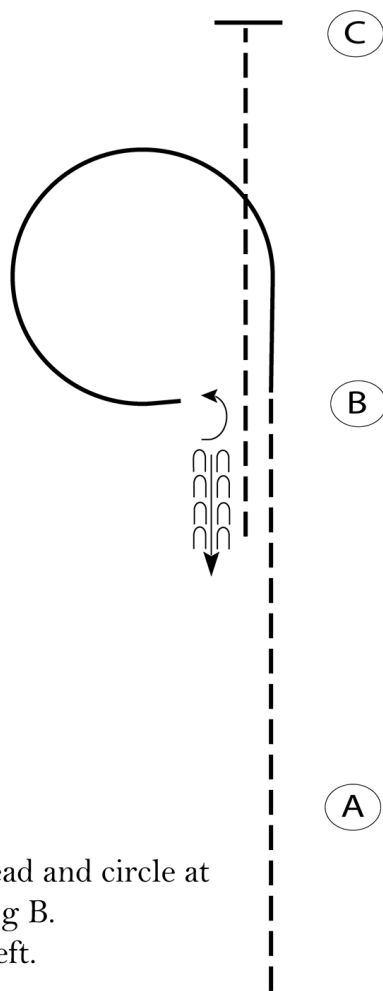
ECWC English Western Show

Western Horsemanship Class 47, 48 (Senior/Open)

Show Date: 05-26-2024

w w w . H o r s e S h o w P a t t e r n s . c o m

w w w . H o r s e S h o w P a t t e r n s . c o m



Begin before A at a jog.

1. Jog from A to B.
2. At B, lope on the left lead and circle at B as shown. Stop facing B.
3. Turn 1/4 turn to the left.
4. Back one horse length.
5. Jog to C. Stop at C.

Follow the instructions of your ring steward.

Walk	-----
Jog	- - - - -
Extended Jog	- - - - -
Lope	—————
Leg Yield	
Lead Change	— / —
Back	← — — — — — — — — —
Marker	Ⓚ
Sidepass	← — — — — →

[WH/1-17]

Pattern Provided by:

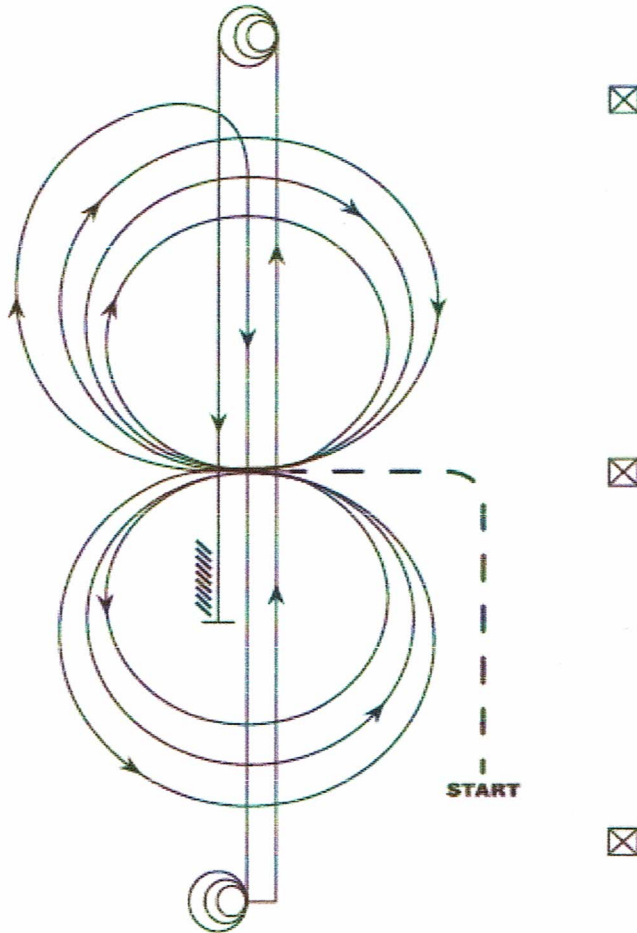
Equestrian Center of Walnut Creek

ECWC English Western Show

Ranch Reining Class 58, 59, 60 (Junior/Senior/Open)

Show Date: 05-26-2024

Ranch Reining Pattern 3



Mandatory Marker along Fence or Wall: The judge shall indicate with markers on arena fence or wall the center of pattern. Judge shall also place markers on fence or wall at least 50' from each end of the arena.

Ride pattern as follows: Trot to center of arena and stop or walk before departure. Start pattern facing toward judge.

1. Beginning on right lead, complete three circles to the right - the first two large and fast; the third one small and slow. Change leads at center of arena.
2. Complete three circles to the left - the first two large and fast; the third one small and slow. Change leads at center of arena.
3. Begin a large circle to the right, but do not close this circle. Run down center of arena, past the end marker, and do a sliding stop.
4. Complete 3 1/2 spins to the right.
5. Run up center of arena to the opposite end, past the end marker, do a sliding stop.
6. Complete 3 1/2 spins to the left.
7. Run back to the middle of the arena, past the center marker, and do a sliding stop. Back up at least 10 feet. Hesitate to show completion of pattern.

Appendix 3

Pattern Provided by:

Equestrian Center of Walnut Creek

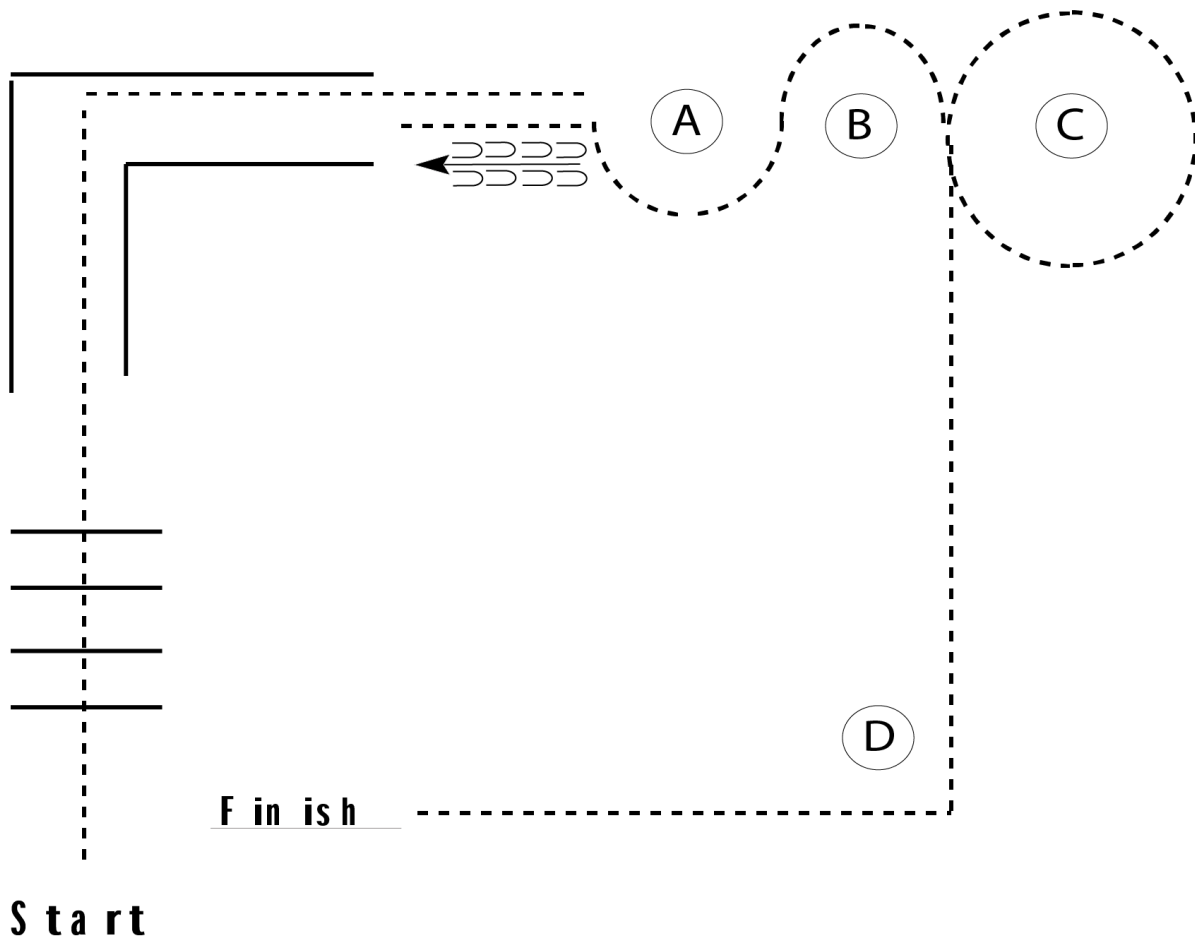
ECWC English Western Show

Leadline Trail Class T1

Show Date: 05-26-2024

w w w . H o r s e S h o w P a t t e r n s . c o m

w w w . H o r s e S h o w P a t t e r n s . c o m



1. Start at walk.
2. Walk over poles.
3. Walk thru L to marker A.
4. Stop and back 4 steps.
5. Walk forward serpentine around A, B and C.
6. Circle around C and exit towards bottom marker.
7. Right turn at marker to finish.

Walk	-----
Jog	- - - - -
Extended Jog	— — — —
Lope	— — — —
Lead Change	
Back	
Marker	(B)

[T/pattern]

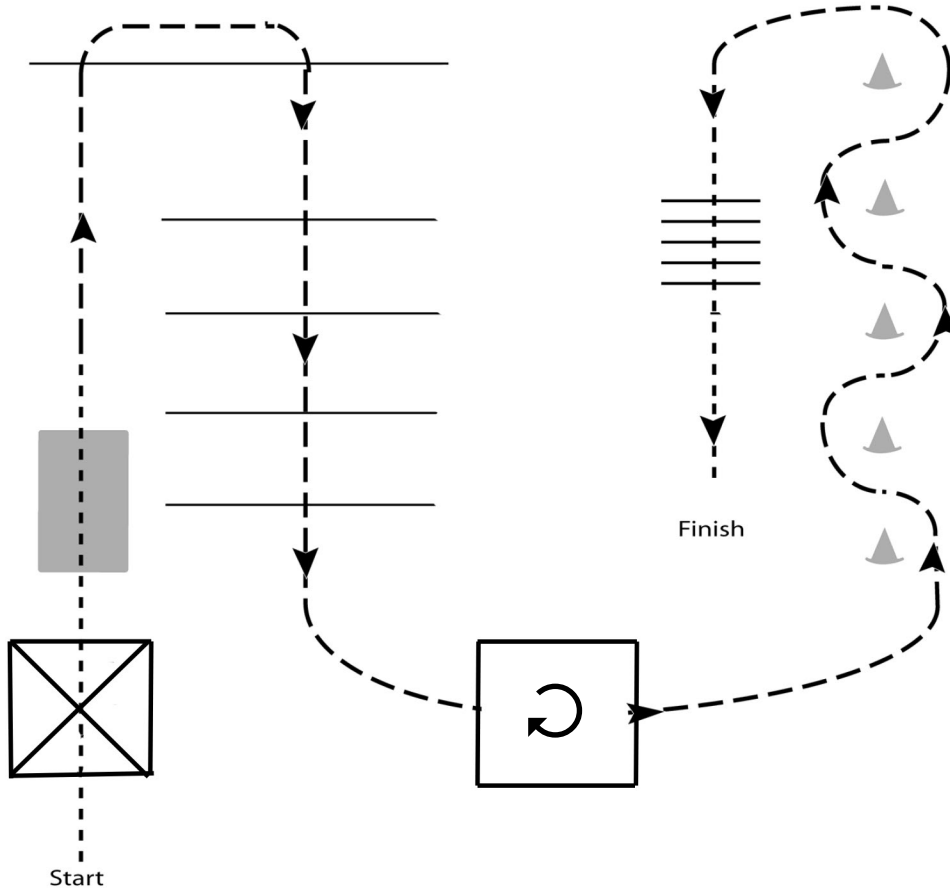
Pattern Provided by:

Equestrian Center of Walnut Creek

ECWC English Western Show

Western Trail Class T2, T3, T4 (All Ages)

Show Date: 05-26-2024



1. Walk into box over poles
2. Walk over bridge
3. Jog over poles
4. Jog into box, stop & turn 360 degrees to the right
5. Jog out box and serpentine around cones
6. Walk over poles to finish

Walk	-----
Jog	- - - - -
Extended Jog	— — — —
Lope	—————
Leg Yield	
Lead Change	↘ ↙
Back	← ← ←
Marker	⊙ (B)
Sidepass	←-----←

[T/WT-4]

Pattern Provided by:

Equestrian Center of Walnut Creek

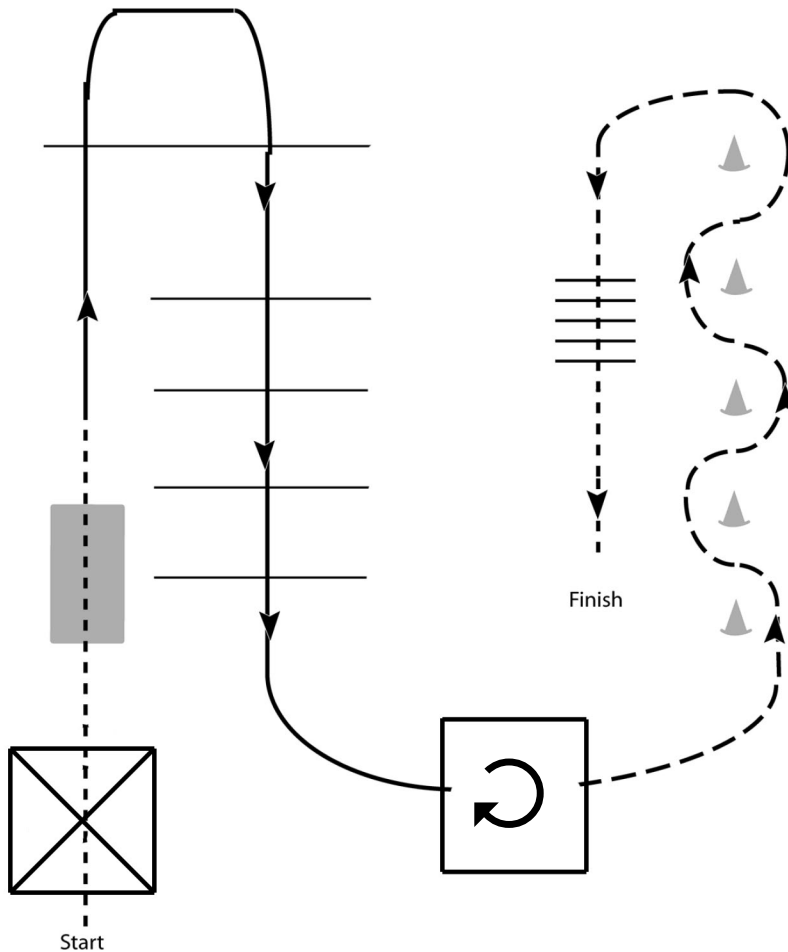
ECWC English Western Show

Western Trail Class T5, T6 (Senior/Open)

Show Date: 05-26-2024

www.HorseShowPatterns.com

www.HorseShowPatterns.com



1. Walk into box over poles
2. Walk over bridge
3. Lope over poles into box.
4. Turn 360 degrees to the right
5. Jog out of box and serpentine around cones
6. Walk over poles to finish

Walk	-----
Jog	- - - - -
Extended Jog	-----
Lope	—————
Leg Yield	
Lead Change	↘
Back	← ← ←
Marker	Ⓚ
Sidepass	←-----←

[T/1-3]

Pattern Provided by:

Equestrian Center of Walnut Creek

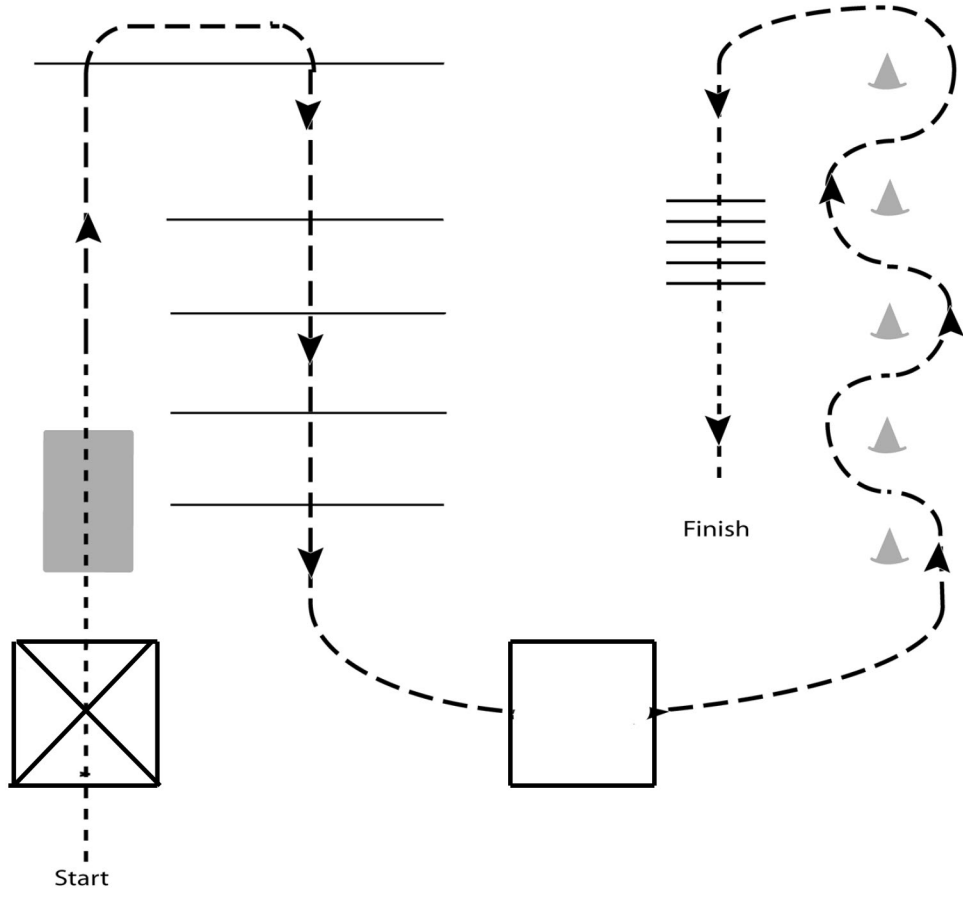
ECWC English Western Show

Ranch Trail Class T7, T8 (Junior/Senior)

Show Date: 05-26-2024

www.HorseShowPatterns.com

www.HorseShowPatterns.com



1. Walk into box over poles
2. Walk over bridge
3. Jog over poles
4. Jog into box, dismount, remove bit from mouth
5. Replace bit, remount, jog out box
6. Jog serpentine around cones
7. Walk over poles to finish

Walk	-----
Jog	- - - - -
Extended Jog	-----
Lope	_____
Leg Yield	
Lead Change	↘
Back	← ← ← ← ←
Marker	Ⓚ
Sidepass	←-----←

[T/WT-4]

Pattern Provided by:

Equestrian Center of Walnut Creek

